

Snoot!

Awesome
Nasal Cleanser

Important!

- Read all directions before using. Use only as directed.
- Store product at room temperature (40⁰– 90⁰F) and out of direct sunlight.
- Keep out of reach of children. Use only with adult supervision.

About Snoot!

Snoot! is a two-part sinus and nasal cleanser that you mix into a spray bottle. You use it to wash out your nose and sinuses.

When first mixed, it acidifies a very small amount of sodium chlorite, which in combination with the other natural ingredients, can be very helpful in rinsing mucus and foreign matter (pollen, mold, dust, inhaled microbes, etc.) out of your nose and sinuses.

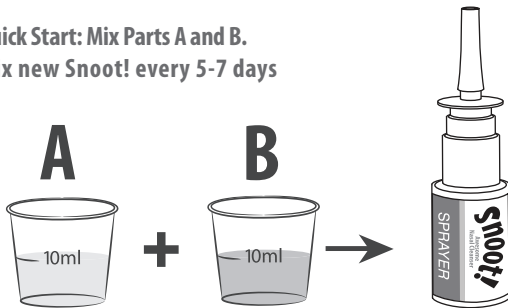
Snoot! is a cleanser, not a drug. You can use it several times a day and it does not make you sleepy or interact with any drugs you might otherwise use. Over time, the mixed solution loses its strength. We recommend that you replace the mixed solution whenever it is older than five days.†

Questions? Call 1-866-611-7724

Detailed instructions: other side of this sheet.

For Neti-Pot and Saline use instructions:
please visit www.snootspray.com

Quick Start: Mix Parts A and B.
Mix new Snoot! every 5-7 days



Questions? Get Snoot! info at:

support@snootspray.com or www.snootspray.com

1-866-611-7724

Sinox Health, Inc., Topanga, CA



Snoot! Box Contents:

Two 60 ml Bottles of Solution (A & B), Two Mixing Cups, and One 20 ml Nasal Sprayer. Includes enough solution to fill the nasal sprayer five times; approximately 120 squirts per filling.

Snoot! Ingredients:

Purified water, glycerin, lactic acid, sodium carbonate, citric acid, sodium chlorite, sodium chloride, wetting agents, cinnamal, sodium hydroxide, glutaral, colors; acidified sodium chlorite (chlorine dioxide) when mixed.

† These statements have not been evaluated by the US Food and Drug Administration. This product is not intended to diagnose, treat, cure, or prevent any disease.

Snoot! Directions


Ages 12 - Adult: Use as needed, not to exceed 6 applications per day. Mixed solution should be replaced after 5 days.

Children under 12: Use only under adult supervision and only as directed. Do not apply Snoot! using a vaporizer, nebulizer or aspirator.

Mix Snoot!

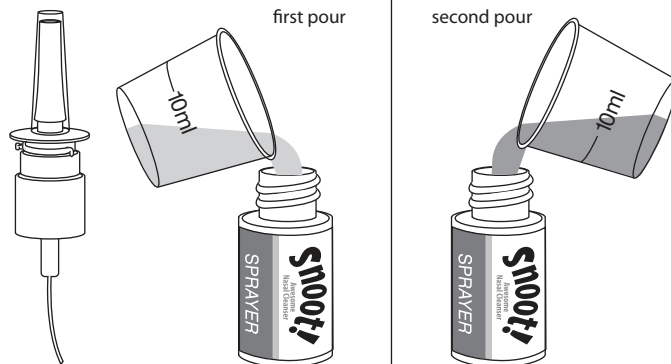
Step 1

Pour 10 ml of Part A and 10 ml of Part B into two separate cups. Make sure that the two cups have equal amounts in them, and if not equal, then use more of the blue Part B solution.



Step 2

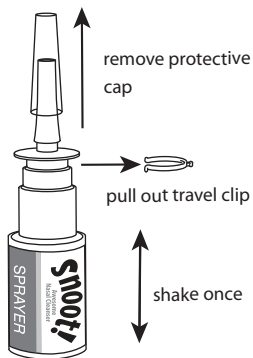
Pour each cup into the sprayer. You can do it in any order you want, just don't pour both solutions at the same time.



Use Snoot!

Prepare

Screw the sprayer back on to the bottle and shake once. Remove the protective cap, and pull out the travel clip.



Squirt!

Insert the tip of the sprayer into each nostril and spray 2-4 times while inhaling through your nose.



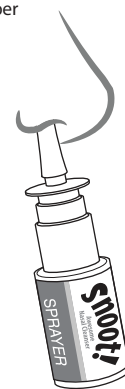
Drain

Allow your nose to drain (blowing or sniffing both work fine).



Do It Again!

Repeat the process as needed. Do not exceed 6 applications per day. Dispose of mixed solution after five days.



Don't forget to visit us on Facebook!

