

Operational Instructions

Dock Operation with App

myDock App (iPhone & iPod Touch only)

SongStream is designed to work hand-in-hand with a feature enhancing app. This app brings many new features that work seamlessly with the dock, including:

- Digital FM radio controls
- Clock & alarm
- Music equalizer
- Local weather



Download & Install

There are 2 ways to download & install the free app:

Option 1

- Dock your iPhone/iPod touch into the docking station.
- On your device's screen you will see a prompt asking if you would like to download the free app.
- Press "Yes" on your iPhone/iPod to be taken directly to the app download screen in the Apple App Store.
- Select the app, myDock, and continue to download and install.

Option 2

- Turn on your iPhone/iPod touch and navigate to the App Store.
- Tap the "Search" icon at the bottom of your screen and search for "myDock".
- Open the myDock app page and tap the "Free" button in the upper right side of the screen.
- Tap "Install" and enter your App Store password to begin download and installation.

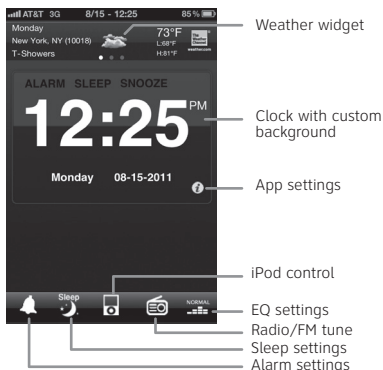
Note: Your iPhone/iPod touch must be connected to the Internet to download the free app.

Operational Instructions

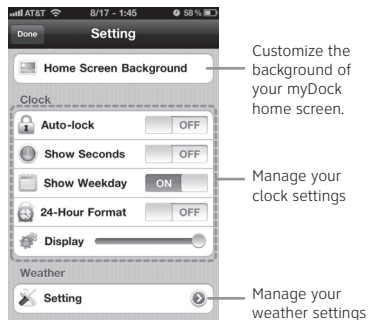
Launch & Operation

Once the myDock app is installed, navigate to the app on your device and tap the icon to launch the app.

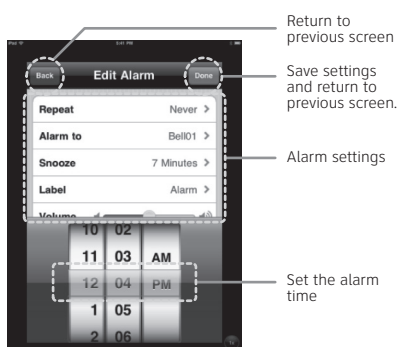
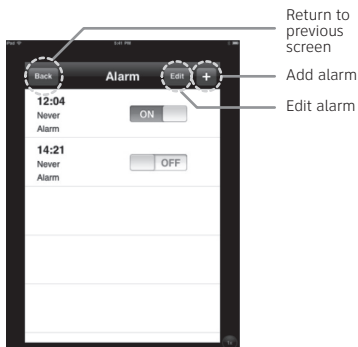
Home Screen



App Settings

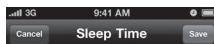


Alarm Settings




Operational Instructions

Sleep Settings

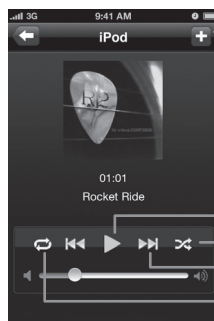


60
Minutes



Choose the length of time you would like the dock to stay awake for. At that time the dock will automatically "SLEEP".

iPod Music Controls



Click to add songs to your playlist.

Play/Pause

Shuffle On/Off

Skip Up/Down

Repeat On/Off

EQ Settings



Scroll to select the EQ setting that fits your genre.

FM Radio Controls



Press to add the correct station to your favorites list.

Press once to tune to your desired station. Press and hold to auto seek.

Your favorite stations list