

**GRAIN**

A U D I O

**PBS.01**

## HEY THERE

Congratulations on your purchase of the GRAIN AUDIO PBS.01, you're going to love these things.

There are a few things you should know about the PBS. First, your PBS is a passive speaker system. This means you'll be hooking your pair up to the powered amplifier of your choice. Two, these speakers are a matched pair, meaning there is a designated left and right speaker. Please take a look at the back of each speaker to determine which is which. Finally, the grill isolation panels on the PBS are made of solid wood, please don't get these wet. Also, use a coaster if you have to place your favorite beverage on them... though we highly encourage you away from this type of behavior. The placement, not the beverage.

Besides that, please take a look through this manual for the basics on installation and setup.

Have fun and Play Loud.

-Grain Audio



## POWER

Your GRAIN AUDIO PBS.01 has been designed to be powered by the amplifier or receiver of your choice. Keep in mind the following power requirements when integrating these speakers into an existing system or when purchasing new components.

POWER: 25-75 WATTS MAX

---

IMPEDANCE: 8 OHMS

**Note:** Please don't over power these speakers, there's really no reason to. Plus, if they get blown out you'll have a pair of speakers that can't play music, and that's no fun for anybody.





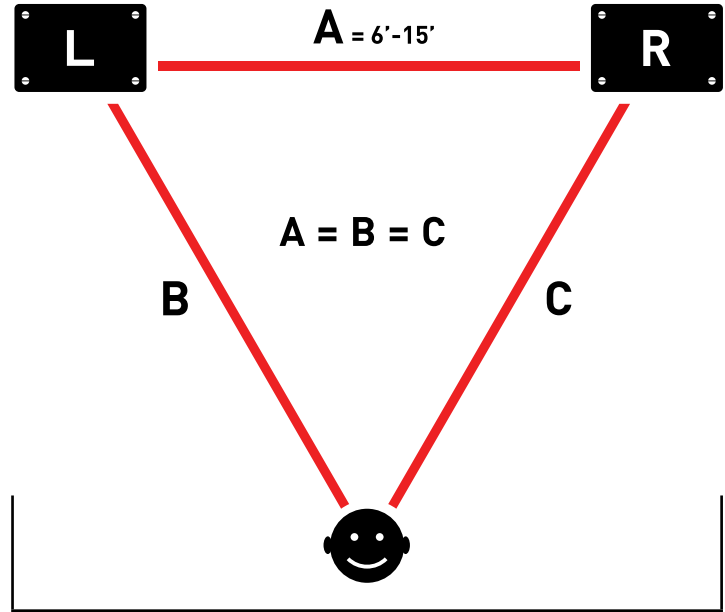
## PLACEMENT

Placement of your speakers is key to the listening experience. These diagrams are not hard and fast rules but they give you a direction for placement of your speakers within your listening area.

Basically you're looking for an equidistant relationship between the speakers and your listening position (figA).

Center the PBS.01 vertically level with your ears in your most frequent listening position (figB).

**Note:** As stated earlier this is a matched pair of speakers. Please refer to the serial number plaque on the back of each speaker for individual channel designation.



figA




figB



THE LETTERS OF VINCENT VAN GOGH  
 John Updike *rabbit's rich*  
 John Updike *rabbit redux*



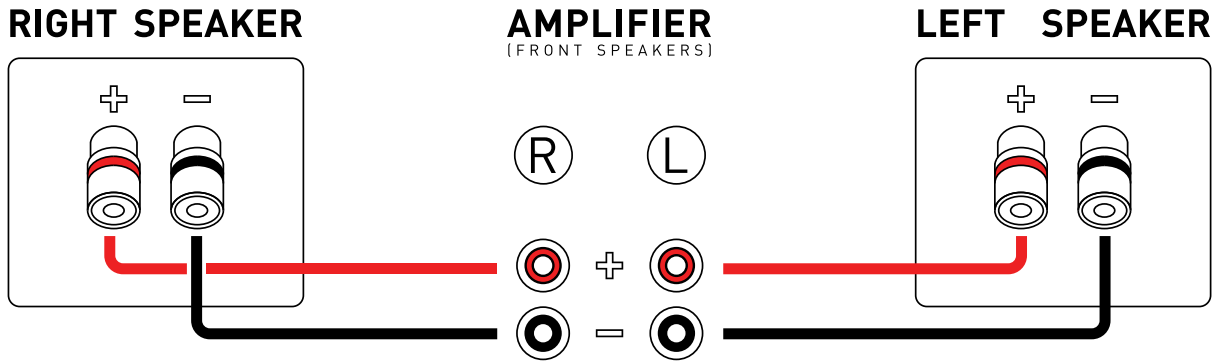
Red and Black  
 How to Practice Yoga  
 ANNE JOHN & JAMICA KINCAD  
 BRUNO BETHEHEM FREUD AND MANS SOUL  
 THE FIRE NEXT TIME  
 ISHERWOOD  
**BERLIN STORIES** ND Paperback 134  
 SILVER AND OTHER STORIES  
 SURFACING Margaret Atwood  
 THE WORLDS OF A MAAS WARRIOR  
 THE COSSACKS AND OTHER STORIES  
 YESTER





## CONNECTION

Your PBS.01 must be connected in phase. This means the positive terminal on your speaker must be connected to the positive terminal on your amplifier. The negative terminals follow suit. Follow the diagram below when setting up a new system or integrating the PBS into your existing configuration.



- Notes:**
1. Turn off your amplifier before making any connections.
  2. As stated earlier this is a matched pair of speakers. Please refer to the serial number plaque on the back of each speaker for individual designation.
  3. Use 16 gauge (AWG), copper wire minimum and larger gauge wire for longer runs. The connection terminals on your loudspeaker will accommodate bare wire, or banana type plugs.
  4. Ensure that the positive and negative speaker wires don't touch. This will damage your amplifier.





BRAND

## CARE AND FEEDING

This product contains real, solid wood. Wood is a great material for making audio products and it is also a beautiful material, the natural color and grain variations inherent to the wood are part of this beauty.

Being made from a natural material there are a few precautions to take when using your Grain Audio product...

**1-Keep things dry.** Wood (and electronics by the way) don't like being wet or submerged in liquid... steam saunas aren't great places for them either. Please keep this in mind.

**2-Take care.** The wood housing of your Grain Audio product will take some bumps and bruises. Unlike harder plastics these scrapes may show but that's okay; these will not affect the sound quality of your product. Plus, it'll make you look cool.

**3-Shade.** Wood will change color over time. This is a result of the natural interaction between the wood, oxygen and sunlight. We're pretty sure you can't control the oxygen content in the air around your Grain Audio product but you can keep it out of prolonged exposure to direct sunlight. No sunscreen though, that would be bad.

**4-Finish.** The wood in your Grain Audio product is protected by a durable water resistant finish. It is designed to last the life of the product and should not need refinishing. However, an occasional cleaning with a soft cloth will help keep things pretty.

## TROUBLESHOOTING

### No music?

- Check that your amplifier is powered up.
- If applicable, check to make sure that you have the PBS.01 selected at your amplifier.
- Check that the volume at your amplifier.
- Check that your speaker cables are attached firmly to the mounting posts on the back of the speakers and the terminals on the back of your amp.

### Doesn't sound quite right?

- Make sure you haven't wired your speakers out of phase. Meaning that your speaker and amplifier terminals are connected in the right order. Go back to the "CONNECTION" section for further explanation.

## REGISTRATION

Thanks for purchasing this Grain Audio product — you're going to love it. Please take a few minutes to go to [www.grainaudio.com](http://www.grainaudio.com) and register.

Why register?

- **Warranty** – registering your product with us will extend your warranty from one year to two
- **Product Updates** – allows us to contact you with important product notifications
- **Confirmation of Ownership** – provides a record in case of product loss or theft
- **Improved Product Development** – helps us continue to design products that make you happy

## LIMITED WARRANTY

**What Does The Warranty Cover?:** Grain Audio warrants that its products shall be free from defects in materials or workmanship, with the exceptions stated below.

**What Is The Period Of Coverage?:** This warranty runs for one year from the date of purchase, two if you register your product on [www.grainaudio.com](http://www.grainaudio.com). The term of any warranties implied by law shall expire when your limited warranty expires. Some states and/or Member States in the European Union do not allow limitations on how long an implied warranty lasts, so the above limitation may not apply to you.

**What Does The Warranty Not Cover?:** This warranty does not cover any defect, malfunction or failure that occurs as a result of: improper installation; misuse or failure to follow the product directions; abuse; or use with improper, unintended or faulty equipment. In no event will Grain Audio be liable for personal injury, or any incidental, special, indirect or consequential damages whatsoever arising out of or related to your use of the product, however caused, regardless of the theory of liability (contract, tort or otherwise) and even if Grain Audio has been advised of the possibility of such damages.

Also, consequential and incidental damages are not recoverable under this warranty. Some states do not allow the exclusion or limitation of incidental or consequential damages, so the above limitation or exclusion may not apply to you.

**What Will Grain Audio Do To Correct The Problem?:** Grain Audio will, at its option, repair or replace any product that proves to be defective in material or workmanship. If your product is no longer being manufactured, or is out of stock, at its option, Grain Audio may replace your product with a similar or better Grain Audio product.

**How To Get Warranty Service:** To get a covered product repaired or replaced, you must contact Grain Audio during the warranty period by email ([support@grainaudio.com](mailto:support@grainaudio.com)), or via the Contact Us form on [www.grainaudio.com](http://www.grainaudio.com). You must include in your email, your name, address, email address, telephone number, date of purchase and a complete description of the problem you are experiencing. If the problem appears to be related to a defect in material or workmanship, Grain Audio will provide you a return authorization and instructions for return shipment. Return shipments shall be at the customer's expense, and the return must be accompanied by the original proof of purchase. You should insure the shipment as appropriate because you are responsible for the product until it arrives at Grain Audio.

**How Will State Law Affect Your Rights?:** This warranty gives you specific legal rights, and you may also have other rights which vary from state to state. Please note that in the European Union, you as a consumer might have other legal rights under national legislation of European Union Member States governing the sale of Grain Audio's goods. Those rights are not affected by this guarantee.

The above limited warranties and remedies are sole warranties and remedies available to purchaser, if, and to the extent, valid and enforceable under the applicable law.

## CUSTOMER SERVICE

The answers to most setup and performance questions can be found in the Troubleshooting guide. You can also consult the FAQs in the customer support section of our Web site at [www.GrainAudio.com](http://www.GrainAudio.com).

If you live in North America and still can't find the information you need, please contact our customer service team via email below or the Contact Us form on [www.grainaudio.com](http://www.grainaudio.com) for assistance before returning the products to your retailer under their return policy. Email: [support@grainaudio.com](mailto:support@grainaudio.com)

If you live outside of North America, please visit our website at [www.grainaudio.com](http://www.grainaudio.com) and select your region to locate your country's distributor.

International customers: For information regarding the distribution of Grain Audio products in your country, please visit [www.grainaudio.com](http://www.grainaudio.com) and click on your region.





### Disposal of Old Electrical & Electronic Equipment


This symbol on the product or on its packaging indicates that this product shall not be treated as household waste. Instead it shall be handed over to the applicable collection point for the recycling of electrical and electronic equipment. By ensuring this product is disposed of correctly, you will help prevent potential negative consequences for the environment and human health, which could otherwise be caused by inappropriate waste handling of this product. The recycling of materials will help to conserve natural resources. For more detailed information about recycling of this product, please contact your local city office or your household waste disposal service.

## IMPORTANT SAFETY INSTRUCTIONS

1. Read these instructions.
2. Keep these instructions.
3. Heed all warnings.
4. Follow all instructions.
5. Do not use this apparatus near water. This apparatus shall not be exposed to dripping or splashing, and no objects filled with liquids, such as vases, shall be placed on the apparatus.
6. Clean only with dry cloth.
7. Do not block any ventilation openings. Install in accordance with the manufacturer's instructions.
8. Do not install near any heat sources such as radiators, heat registers, stoves, or other apparatus (including amplifiers) that produce heat.
9. Protect the power cord from being walked on or pinched particularly at plugs, convenience receptacles, and the point where they exit from the apparatus.
10. Only use attachments/accessories specified by the manufacturer.
11. Unplug this apparatus during lightning storms or when unused for long periods of time.
12. Refer all servicing to qualified service personnel. Servicing is required when the apparatus has been damaged in any way, such as power-supply cord or plug is damaged, liquid has been spilled or objects have fallen into the apparatus, the apparatus has been exposed to rain or moisture, does not operate normally, or has been dropped.
13. Do not install in an area which impedes the access to the power plug.
14. Do not install the appliance in a confined space, such as a bookcase or built-in cabinet.

 The lightning flash with arrowhead, within an equilateral triangle, is intended to alert the user to the presence of uninsulated "dangerous voltage" within the product's enclosure that may be of sufficient magnitude to constitute a risk of electric shock to persons.

 **CAUTION** Risk of electric shock. Do not open. Caution: To prevent the risk of electric shock, do not remove cover (or back). No user-serviceable parts inside. Refer servicing to qualified service personnel.

 The exclamation point within an equilateral triangle is intended to alert the user to the presence of important operating and maintenance (servicing) instructions in the literature accompanying the appliance.

**CAUTION:** To prevent electric shock do not use this plug with an extension cord, receptacle or other outlet unless the blades can be fully inserted to prevent blade exposure.

**WARNING:** To reduce the risk of fire or electric shock, do not expose this appliance to rain or moisture.

  **CAUTION:** Turn your amplifier off before making any connections.

PLAY | LOUD