
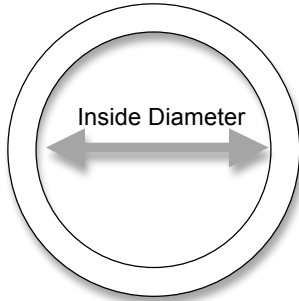


FIFTH BOND


HOW TO DETERMINE YOUR RING SIZE

MEASURE CURRENT RING


1. Choose a ring that properly fits the intended finger.
2. Place that ring over the circles below to determine which size is the correct fit, matching the inside edge of the ring. This is referred to as the inside diameter.
3. If the ring falls in between two sizes, choose the larger size.




14.9 mm
Size 4




15.3 mm
Size 4 ½



15.7 mm
Size 5




16.1 mm
Size 5 ½




16.5 mm
Size 6




16.9 mm
Size 6 ½




17.3 mm
Size 7




17.7 mm
Size 7 ½




18.1 mm
Size 8




18.5 mm
Size 8 ½




19.0 mm
Size 9




19.4 mm
Size 9 ½




19.8 mm
Size 10




20.2 mm
Size 10 ½




20.6 mm
Size 11




21.0 mm
Size 11 ½




21.4 mm
Size 12



21.8 mm
Size 12 ½



22.2 mm
Size 13



22.6 mm
Size 13 ½

FIFTH BOND

HOW TO DETERMINE YOUR RING SIZE

RING SIZE CHART

Circumference (mm)	Diameter (mm)	United States & Canada
46.8	14.9	4
48.0	15.3	4 ½
49.3	15.7	5
50.6	16.1	5 ½
51.9	16.5	6
53.1	16.9	6 ½
54.4	17.3	7
55.7	17.7	7 ½
57.0	18.1	8
58.3	18.5	8 ½
59.5	19.0	9
60.8	19.4	9 ½
62.1	19.8	10
63.4	20.2	10 ½
64.6	20.6	11
65.9	21.0	11 ½
67.2	21.4	12
68.5	21.8	12 ½

FREE RESIZING

We offer one free resizing within the first month of the purchase. Rings can be sized up or down, depending on the style of the ring. We do not offer resizing for eternity bands.