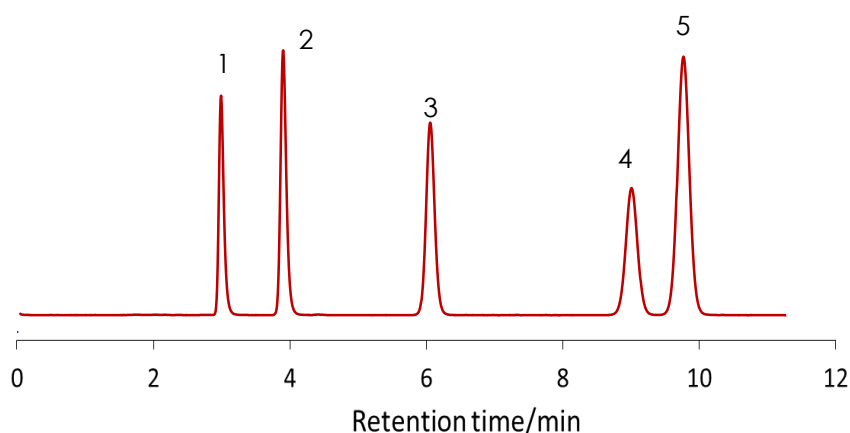


核酸塩基の分離

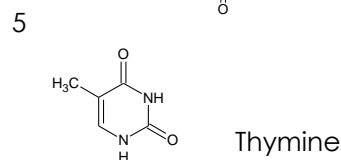
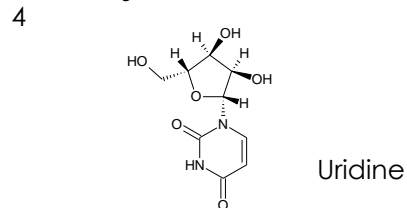
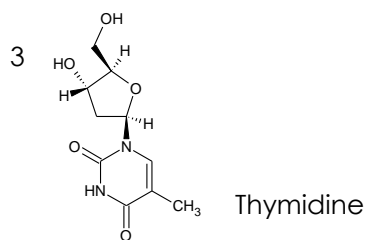
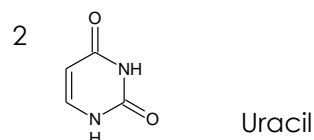
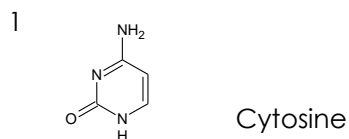
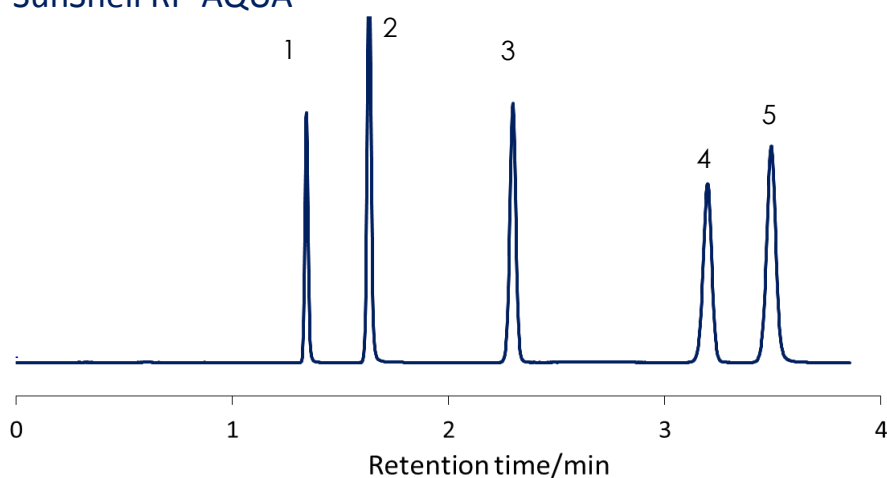
Nucleic acid bases

SunShell RP-AQUA 2.6 μm, 150 x 4.6 mm i.d.

Sunniest RP-AQUA



SunShell RP-AQUA



TF: USP tailing factor

Column: Sunniest RP-AQUA 5 μm 150 x 4.6 mm
SunShell RP-AQUA, 2.6 μm 150 x 4.6 mm

Mobile phase: 10mM Phosphate buffer pH7.0

Flow rate: 1.0 mL/min for Sunniest,
1.5 ml/min for SunShell

Temperature: 40 °C

Detection: UV@250nm

Sample: 1 = Cytosine, 2 = Uracil, 3 = Thymidine, 4 = Uridine, 5 = Thymine

	Plate(5)	Resolution (4,5)
Sunniest	14,000	1.98
SunShell	30,000	3.79