

# Little Chelone

## Teachers' notes

Written by Kerryn Pascoe  
Illustrated by Vince Agostino  
Published by Windy Hollow Books

Kerryn Pascoe is the author of *My Boots in Season*. She lives in the beautiful region of South Gippsland and this is her second picture book.

"Little Chelone was inspired by a family holiday to the Great Barrier Reef. The vibrant colours of the coral reef and sea life were breathtaking. The Sea Turtles would swim effortlessly among the other creatures. They were awe-inspiring to watch, and from this wonderful experience emerged a story about a newly hatched turtle and his journey out to sea."

Vincent Agostino is a Crichton award winning children's book illustrator who has previously illustrated two beautiful picture books *When Elephants Lived in the Sea* and *My Silent World*. Vince lives in Melbourne.

"As an illustrator working on a new book is a little different each time. For me it all starts with the story and the best way to tell that story is how the author intended.

The character of Chelone is sweet, charming, innocent and brave. The story's core strength lays in the importance of friends and family.

I found Kerryn's story reminiscent of picture books I read and loved as a child. I was instantly drawn to the brave plight of this innocent turtle's introduction into life.

So when it came to developing the character and style of the illustrations, I looked towards the classic picture books that were painted in watercolour and gouache.




Those illustrations had a soft and innocent quality that reminded me of Chelone. I choose to use strong bold colours to add excitement and separate the two worlds: childhood and beginning of adulthood, while also using it as a tool to demonstrate bravery in the story.

The character of Chelone needed to look expressive and brave, hence the big eyes and strong arms.

At the end of the story, when Chelone enters the sea, the turtle's natural colours blend into it's his own world.

I always use colour to enhance the emotions beneath the story and believe that our childhood memories are bright and bold.





## Before Reading

What do you already know about turtles?

What do you think the turtle's journey might be?

Why do you think the author has used the name Chelone?

## After Reading

What do you think are the main themes of this book?

What information have you discovered about turtles that you didn't already know?

## Writing

How might the story sound if it was told from the perspective of one of Little Chelone's brothers or sisters?

How would it sound from the perspective of the seagull?

What happens next? Continue the story once Chelone makes it to the water.

## For younger readers

Dig for 'turtle eggs' in the sandpit

What kind of tracks would the turtle make in the sand? Make tracks and patterns in the sand using different plastic animals.

Make your own turtle using plastic bowls for the shell and cut out the rest of the body pieced from paper.

## Further research

Map where in Australia sea turtles may be found.

What can you find out about the different types of Sea Turtles?

Draw a diagram of the life cycle of a Sea Turtle

Are there types of Sea Turtles that are endangered? Why do you think they may be threatened?

Design a poster that informs people of how turtles are being threatened and how we might help.

