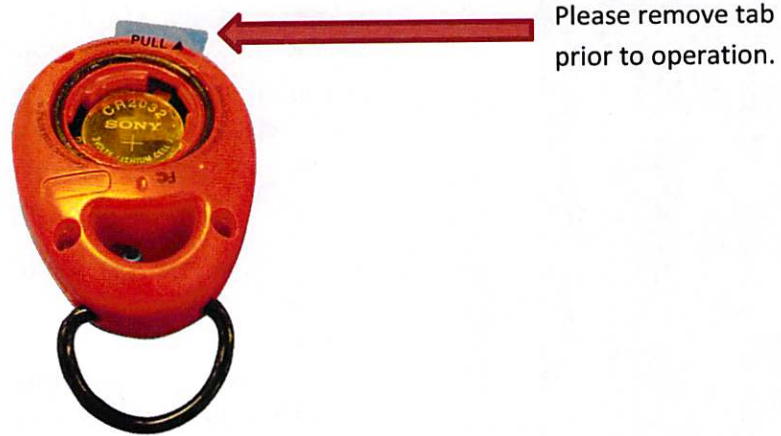


Getting Started with your Kestrel Drop - BETA

*Please note: You will need to remove the battery tab prior to using the DROP
(see Battery section for opening battery case)*



Overview

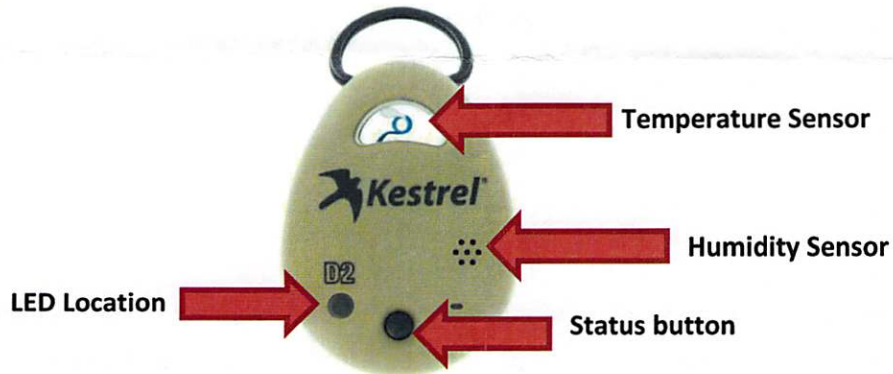


Figure 1: Overview

Please go to <http://www.nkhome.com/kestrel/DROPs> for more information.

Changing Settings



App Preferences – Adjust settings of Application only.

- Change Units (Imperial vs Metric)
- Auto Connect Device (Auto vs Manual connect)
 - NK recommends Auto Connect.
 - Manual requires repairing each time.
 - May be preferred if you have multiple DROPs.
- Device Power Saving (Disconnects if App closed)

Manage – Adjust settings of DROP Connection.

- Update Device Name
- Manage Connection (i.e., Change Refresh Rate)
- Manage Logging (i.e., Change Data Logging Rate)
- Manage Alerts
- Disconnect
- Forget Device
- LED Flash
- Factory Reset
- Device Manual
- Device Info

Battery Life

- The battery life will vary based on usage.
- For baseline conditions and settings*, the battery will last approximately 6 months.
 - *Temp = 75°F, Logging Rate = 10 Minutes, Update Rate = 30 seconds.
- Battery life will be reduced by:
 - Colder conditions
 - More frequent logging or update rates
- Downloads of large data logs (or firmware updates) are best completed with a fresh battery and in temperatures above 10°C / 50°F.

Please go to <http://www.nkhome.com/kestrel/DROPs> for more information.

Battery Replacement





Figure 2: Battery Replacement

| | |
|-------------------------------|---|
| If Battery is Inserted | Unit is on. (Only powers off if battery is removed) |
| | Bluetooth is on. |
| | Drop is logging data. |

LED Indicators

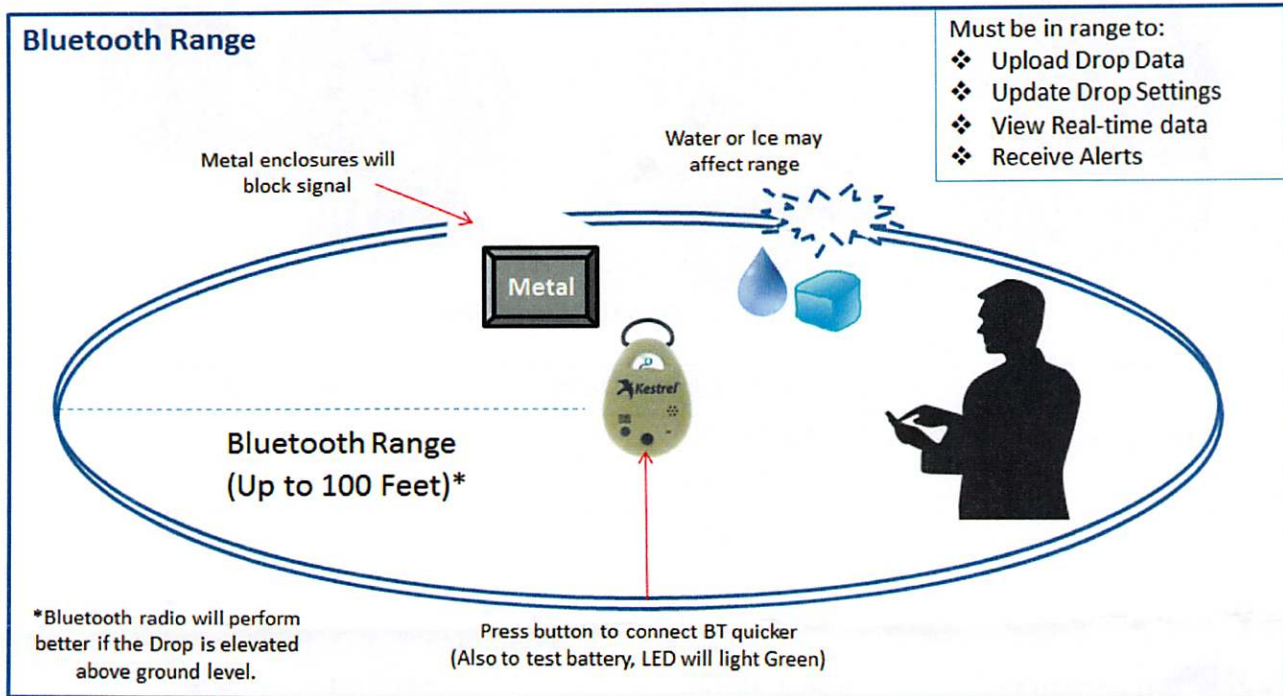
| LED Condition | Status Button | Possible Conditions |
|---|---------------|--|
| Blinking Green Light  | Pressed | Unit is functioning normally. |
| | Not Pressed | Battery was inserted. |
| | | Bluetooth has disconnected successfully. |

Note: Status button can be used to immediately send a connection signal to your iOS device.

Please go to <http://www.nkhome.com/kestrel/DROPs> for more information.

Connecting to an iOS Device

- Please see: http://www.nkhome.com/pdfs/Kestrel_Connect_Instructions.pdf
- All data logged by the Drop since your last connection will automatically download to your iOS device upon your next connection.



Please go to <http://www.nkhome.com/kestrel/DROPs> for more information.