




## ASSEMBLY INSTRUCTIONS SUPPLEMENTAL




1. **Remove tablet charge insert** and install the charge and sync dock cable that came with your tablet.



2. **Remove tablet insert** and connect your tablet dock cable to the USB extension cable provided.

**NOTE:** Ensure you coil your tablet cable so that it sits below your tablet as shown.



2. **Replace tablet insert** over the junction between the usb extension and tablet dock cable.