

CANINE COOLER® INSTRUCTIONS

Please **REMOVE PET FROM ROOM** and take a few minutes to read these simple instructions, and get set up before you activate your CANINE COOLER®!

1 WHAT YOU NEED



- Floor space near a sink
- A clean 2 Litre pouring container
NOTE: 1 container = 2 quarts = 1.89 Litres
- Towel
- Pen and paper to keep track of water added

2 WHAT YOU DO PREPARE BED

- Open valve and allow bed to inflate for two minutes
- Place towel under “valve corner” of bed
- Identify Size (dimensions listed below)

See package for size or measure your bed:

SMALL 18”x24” or 46cm x 61cm
MEDIUM 24”x36” or 61cm x 91cm
LARGE 36”x48” or 91cm x 1.2mtr
circle your bed size for future reference

OFFERING THE CANINE COOLER® TO YOUR PET - DO NOT FORCE YOUR PET ON BED

- Pets naturally find the most cool, comfortable place in your home - let them discover the bed.
- Make sure the bed has cooled completely before allowing pet on it.
- Some pets may take a few weeks to discover or use the bed. After 2 weeks if bed is not used try the following: use a Canine Cooler® Cover or bed sheet, place treats on the bed when your pet is not aware, place a shirt you have worn near the edge of the bed for smell association.

Using the bed in the car - Place bed in car or crate just prior to departure. Use a cover or thin sheet to shield it from sun. Sun will heat and discolor the bed. Make bed extra cool by exposing it to air conditioning or a fan before departure. **NEVER LEAVE YOUR DOG IN A PARKED CAR! THIS BED WILL NOT PROTECT YOUR DOG FROM SUCH EXTREME CONDITIONS!**

3 FILLING THE BED CHOOSE USE & WATER AMOUNT (How will you use this bed?)

A. Use in Home - More cooling, Less mobile

Filling your bed with a selected amount below will make the bed more cool but harder to move.

- Identify size and use the coordinating water amount:
SMALL 18”x24”: Use 4.73 Litres (approx. 2 1/2 containers)
MEDIUM 24”x36”: Use 10.4 Litres (approx. 5 containers)
LARGE 36”x48”: Use 20.8 Litres (approx. 10.5 containers)

B. Use for Travel - Less cooling, More mobile

Filling your bed with a selected amount below will make the bed less cool but more easy to move.


- Identify size and use the coordinating water amount:
SMALL 18”x24”: Use 3.79 Litres (approx. 2 containers)
MEDIUM 24”x36”: Use 8.52 Litres (approx. 4 1/2 containers)
LARGE 36”x48”: Use 17.03 Litres (approx. 8.5 containers)

MEASURE & ADD LUKEWARM WATER

REMEMBER: 1 container = 2 Litres
Lukewarm tap water is fine



- Grasp valve cap lifting bed off floor & slowly pour water
- Use pen & paper to note how much water you have poured
- Pour entire specified amount



- Check notes to make sure you have added the proper amount of water specified
- Snap valve cap into place

4 MAKE THE BED COOL WORK WATER INTO BED CORE

- Remove shoes and walk all over bed for 1 minute.
- Shuffling and sliding across entire surface works water into bed core and pushes air out toward the surface.




Walk all over surface



Work water down in & push air up and out

DRIVE AIR OUT TOWARD VALVE

- With feet in a “V”, stand at corner opposite valve
- Shuffle or walk forward pushing air toward valve



- As you near valve, you will see the air bubble created
You will release this air bubble through the valve.

RELEASE ALL AIR THROUGH VALVE

- With feet and bubble in place, grasp valve and cap as shown
- Using a slight twisting motion, partially open valve



- Still holding valve, slowly shuffle feet forward pushing out air
- If water rises into valve, stop shuffling, quickly replace cap. (Losing a little water is o.k.)
- Repeat these air removal steps until you have achieved a good vacuum seal as shown in step 5.

5 WRINKLES EQUAL COOL DOES YOUR BED LOOK LIKE THIS?



A. YES - My bed is wrinkled as shown

Congratulations, your bed is solid - not sloshy, and wrinkled like the picture.

1. Press your hand into the bed and note how the foam molds to your touch (see bottom of page)
There should be no wavy or sloshing motion.

2. If bed appears correct, gently turn the bed over (using method below) so valve faces floor, out of your pet's reach.

Grasp here by valve → Pull bed over in direction of arrow above.


3. NOW LET BED SET UNTIL COOL TO THE TOUCH.

B. NO - My bed is NOT wrinkled as shown

Please try one of the following corrections:

1. If bed is wavy/sloshy, drain out several cups of water until bed is more solid. Reseal and repeat step 4's air removal process. Repeat if necessary.

2. If bed has large dry looking patches, add more water - about 1/2 quart at a time. Then reseal and repeat step 4's air removal process.



This is how the Canine Cooler® should respond to your touch.

CANINE COOLER®

WHAT IS IT EXACTLY?

The CANINE COOLER® is a patented petbed using SoothSoft® Comfort Technology to create a cool, cushioned resting place for your dog.

Your pet needs a cool spot all year to get relief from summer & central heating. This bed provides that cool sensation along with a healthy, comfortable, memory foam action.

COOL...NOT COLD

The CANINE COOLER® is NOT meant to be cold. It is comfortably COOL!

The CANINE COOLER® doesn't have to be cold to work — it just needs to be cooler than your dog.

Year-round, many dogs lie on a hard floor trying to keep cool. The trouble is, those hard floors quickly trap heat and warm up providing no lasting cooling effect. Those hard surfaces are also very hard on the animal's bones and joints, often leaving the dog stiff and sore.

The Canine Cooler® absorbs heat from your dog and radiates it back into the air, providing a lasting cooling effect. Your dog also benefits from the ultimate support and cushioning memory foam action unique to SoothSoft® Comfort Technology.

— WARNING —

DO NOT slide, drag, lift or carry your filled CANINE COOLER® by the seams/edges as this puts undue water weight against the seams invalidating your warranty.

To carry, carefully fold your filled CANINE COOLER® in half scooping it up in your arms and carrying it as flat as possible to its final destination. Then unfold immediately and lay flat on a solid surface.

DO NOT place your filled CANINE COOLER® on a “soft” area such as a window seat cushion or a couch. Again, this will cause undue wear & tear that will invalidate any warranty.

To store, place the filled CANINE COOLER® flat in a temperate area with good air circulation. DO NOT EMPTY WATER. DON'T FOLD TO STORE.

INDOOR USE

PLACE BED IN THE COOLEST SPOT OF YOUR HOME

- Preferably place it on a hard surface like tile, cement, or linoleum rather than carpet
- Placement with airflow from a fan, a/c unit, or natural breeze will enhance the cooling sensation
- Placement out of direct sunlight is crucial. The sun will heat the bed and discolor it.

COVERING YOUR BED (OPTIONAL)

- A cover adds protection, can extend the life of the bed, and can prevent discoloration.
- Consider covering the bed if:
 - a. your dog nests or digs at carpet or other beds
 - b. your dog is young, active and prone to wrestling, or roughhousing on the their bed
 - c. your dog may chew if bored or lonely
 - d. your dog is timid, finicky, or unsure of new things

KEEPING YOUR BED COOL

Periodically you may wish to repeat step 4 if:

- a. you want maximum cooling
- b. you see air pockets in the bed
- c. the bed appears wavy & sloshy

REMEMBER:
ALL WATER + NO AIR = COOL PETBED

PLEASE KEEP SUNLIGHT OFF OF BED
FOR GREATEST COOLING EFFECT.

CLEANING YOURBED

- Wipe bed off with a wet towel to remove dirt. You may also use a mild dish detergent. Be sure to rinse off all the soap.
- If used outside, hose bed off and wipe dry.
DO NOT LET IT DRY IN THE SUN

DO NOT PUT BED IN THE WASHING MACHINE!

AVOIDING PROBLEMS

As you know this product when activated contains water, take precaution against placing the bed on wood floors, carpet or any other surface that could be damaged by water.

INFORMATION

For additional information go to www.soothsoft.co.uk or contact us at 0 (044) 1494 882224 or email us at info@soothsoft.co.uk

OUTDOOR USE

ATTENTION: This product is NOT guaranteed to save your dog's life in extreme heat.

This bed works best in temperatures of 95 Degrees Fahrenheit or less. Your dog should not be outside for any extended length of time in extreme heat (above 95 degrees).

Follow the tips below to get the best performance from your bed in an outdoor setting:

- Position the bed in the coolest, most shaded area possible.
- Direct sunlight will heat the bed, making it uncomfortable for your dog. Sunlight will also damage & discolor the bed.
- Make sure the bed has some air circulation around it.
- The flow of cool air during the night will make the bed more cool so the bed will start the next day “charged” with more cooling power. This helps the bed to stay cool during the hottest hours of the day.

During extremely hot weather, we
recommend using one or more
of the following methods to
further help Cool Your Dog:

- Use a fan in combination with the bed. The breeze gives the bed more cooling capacity.
- Keep the bed in your air conditioned home at night. The bed will be extra cool when placed outside during the day.
- Place a shallow wading pool in the shade allowing your pet to take a cooling dip.
- Use a sprinkler with a fine mist near the bed. This added comfort poses no damage to the bed.

CANINE COOLER® DON'TS

- DON'T leave it in sunlight whether outside or in your home. Sunlight will heat the bed and may discolor it.
- DON'T drag the bed over any sharp edges or objects. In case of accidental puncture, a water-bed repair kit available from a local drugstore or mass merchant may help repair the damage.

- DON'T force your dog on the bed

- DON'T leave your dog in a parked car!

SAFETY

Please use this product with common sense. Use it only as a cooling, cushioned bed for your dog. This product will not save your dog's life in an extreme situation.

This product will not save your dog if it has been trapped or locked in a car. Do not let your dog chew this product or eat it.

SoothSoft Innovations Worldwide, Inc. & SoothSoft Ltd. expressly waives all responsibility for injury, damage, or sickness to any animal or individual as a result of misuse, mishandling, or misinterpretation of this product. Only use this product for its manufacturer's suggested use.

PRODUCT LIMITED WARRANTY

The Canine Cooler® is not a novelty item, toy, or medical device. It is a dog bed designed to be used according to manufacturer's instructions. SoothSoft Innovations Worldwide, Inc. and SoothSoft Ltd. does not in any way or manner warrant or guarantee that the use of this product will prevent bodily harm or injury.

SoothSoft Innovations Worldwide, Inc. and SoothSoft Ltd. warrant to the original purchaser that for 1 year from the date of retail purchase this product will be free of manufacturer's defects in material and/or workmanship. This warranty does not cover misshaping of the inner material, discoloration, or leakage caused by punctures resulting from any source. Damage caused by chewing, clawing or any abusive pet behaviors is not covered by this warranty. Components and materials not manufactured by SoothSoft Innovations Worldwide, Inc. and SoothSoft Ltd. are warranted only to the extent of the original manufacturer's warranty.

SoothSoft Innovations Worldwide, Inc. and SoothSoft Ltd.'s sole obligation under this limited warranty is to replace any product which, in its sole opinion, is defective.

This warranty does not cover any cost of inconvenience; damages caused by product failure; damages arising from abuse, neglect, or any use of the product other than as described on original SoothSoft Innovations Worldwide, Inc. and SoothSoft Ltd. product packaging. **SoothSoft Innovations Worldwide, Inc. and SoothSoft Ltd. expressly disclaims liability for incidental, special, or consequential damages of any nature relating to the product or its use.**

This warranty is made in lieu of all other warranties, expressed or implied, including, but not limited to, any implied warranty of merchantability and/or fitness for a particular purpose or use. There are no warranties, expressed or implied, beyond the description of the product on original SoothSoft Innovations Worldwide, Inc. and SoothSoft Ltd. product packaging. SoothSoft Innovations Worldwide, Inc. and SoothSoft Ltd. specifically disclaims any liability arising from misuse of the product. Misuse or alteration of the product will void this warranty.

This is the only warranty given by SoothSoft Innovations Worldwide, Inc. and SoothSoft Ltd. This warranty gives you specific legal rights. You may have other rights that vary from state to state. Any other rights you may have are limited in duration to the period of this warranty. Some states do not allow time limitations on warranties or the exclusion or limitation of consequential or incidental damages.

If you have not purchased your product directly from SoothSoft, please return your product to the original place of purchase. You will be subject to that retailer's return policy regardless of this warranty.

If you have purchased your product directly from SoothSoft and within 1 year of that direct purchase you have a warranty issue, please check our website at www.soothsoft.com to identify if your problem is covered under the warranty. If you have identified that your specific problem is covered under the warranty then please call our customer service department at 0 (044) 1494 882224 and we will evaluate your claim. Your original SoothSoft packing list is necessary to begin the evaluation process so please have it ready when you call.