

tzumi®

POCKET JUICE

4000 mAh

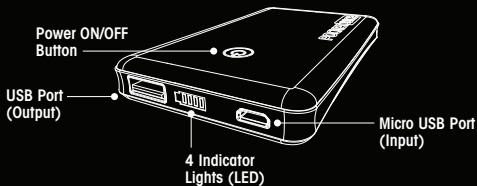
TZUMI® Pocket Juice Slim Charger 4000 mAh Distributed by
TZUMI® INC. NY, NY, 10016 ©Copyright 2015 TZUMI®
All Rights Reserved. Made In China.

Please read the manual in its entirety before using the device.

Included:
Micro USB cable

PRODUCT SPECIFICATIONS

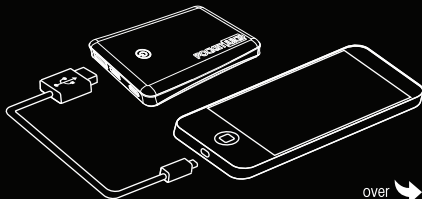
Battery Capacity	4000 mAh
Type	Lithium Polymer
Input	5 V/1A
Output	5 V/2.1A



CHARGING YOUR PHONE OR OTHER PORTABLE DEVICE

NOTE: For best performance, make sure that the Pocket Juice Charger is fully charged. Refer to opposite page for charging instructions.

1. Insert one end of the included **Micro USB cable** or the **original cable** that came with your device into the phone. Insert the other end into the Pocket Juice Charger.
2. Turn the Power Bank on by pressing the Power ON/OFF button, the charging process will start. Charging time will depend on the type of device. Your device will display the charging progress.
3. When charging is complete, disconnect.



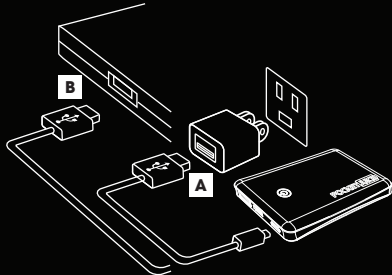
CHARGING YOUR POCKET JUICE CHARGER

NOTE: Your Pocket Juice Charger comes pre-charged. Depending on a few factors, some of the battery might have discharged during transit.

QUICK POWER TEST: Perform the test by pressing on the Power button. The Indicator Lights will illuminate accordingly (see charging chart on right). After 5 seconds, the LEDs will turn off automatically.

A Via AC Adapter/Wall Charger: Using the provided Micro USB cable, connect your Power Bank (Micro USB port) to the AC Adapter (USB port).

B Via Computer: Using the provided Micro USB cable, connect your Power Bank (Micro USB port) to the computer/laptop (USB port).



CHARGING CHART

|||| 75-100% energy remaining

||| 50-75% energy remaining

|| 25-50% energy remaining

| 0-25% energy remaining

It takes approximately 3-4 hours to fully charge your Pocket Juice Charger (from depleted unit). Once the charging is in progress, the Indicator Lights will illuminate accordingly (see charging chart above).

When the charging is complete, all Indicator Lights will remain lit until you disconnect your Pocket Juice Charger from the power supply.

NOTE: Once fully charged, the Pocket Juice Charger is able to re-charge most smartphones 2 times depending on the battery capacity of the cell phone and the condition/age of the cell phone battery.

IMPORTANT SAFEGUARDS

- Do not use this unit for anything other than its intended use.
- Keep the unit away from heat source, direct sunlight, humidity, water or any other liquid.
- Do not expose the device to extremely high or low temperatures, as it may damage the battery.
- Do not operate the unit if it has been wet or moist to prevent against electric shock and/or injury to yourself and damage to the unit.
- Do not use the unit if it has been dropped or damaged in any way.

- Repairs to electrical equipment should only be performed by a qualified electrician. Improper repairs may place the user at serious risk.
- Keep the unit out of reach of children.
- This unit is not a toy.

BATTERY DISPOSAL:

This product contains a lithium polymer battery. Lithium Polymer batteries are environmentally safe when fully discharged. Please refer to your local and state laws for battery disposal procedures.