

## Time of Your Life Pendant

Saturday, March 5 from 10am to 6pm

\$125 plus \$35 kit fee

Consider it a modern-day snow globe, a lens to your past, or an eye to your future. Create a pendant with an oil-and-object-filled globe as its centerpiece. You'll be the first to work with the new Faux Bone™ donuts to create a pendant base. You'll create your own story on the surface of your pendant through stamps, embedded objects, or engraved markings. Then turn to Plexiglas to create globe domes and metal to create frames and bails. Assemble the piece with screws, bolts, and nuts and fill it with oil, creating a pendant with unique movement and mystery. There is ample opportunity to customize this project, allowing students to depict one's own "time of their life."

This class is normally a 2-day class (priced at \$240), but using the new Faux Bone donuts, students are able to accomplish this project in one day by avoiding the time consuming cutting and sanding of the Faux Bone base.





**Supply List:** Cording or chain to hang your pendant. Instructor will provide tools to share. Feel free to bring your favorite texture hammers, bench blocks, saw frames, bench pins, metal files and decorative metal stamps if desired. Kit includes all materials including various items to feature in your globe. Contact the instructor if you are interested in putting something very specific in your globe and she can help you determine if the material will be appropriate.

## New "Faux Bone Strip" Series

\$60 each class or \$150 for the entire series, plus kit fees

Be the first to work with this new Faux Bone™ product by Crackerdog Designs. This product offers you the flexibility to ripple, wrap and tangle hand textured and dyed strips into custom jewelry creations. All kit fees include take home, reusable jigs.



**Supply List:**  
Heat gun,  
(embossing  
style). All  
other tools  
available to  
share.





## Rippled

Wed, April 13 from 6pm to 9pm  
\$60 plus \$20 kit fee

Learn to use a simple, flexible, reusable jig to form the Faux Bone™ strips into a rippled bangle topped off with wrapped Faux Bone™ bead. The beads also make great earrings and your kit includes materials to make a pair of earrings to match your bracelet.

The instructor will have a variety of ink colors, so you can customize all of the strip projects to your liking.

**Additional Supply List:** Earring supplies in the kit are copper, please bring Sterling silver earwires and 6" of 14g fine silver if you want to make them in silver.



## Wrapped

Wed, April 27 from 6pm to 9pm  
\$60 plus \$25 kit fee

Use a round jig to wrap Faux Bone™ strips into a twirling, whirling shape. Instructor will demo how to create the copper wisteria flowers if you want to start a necklace. Kit includes Faux Bone™ and copper sheet.

**Additional Supply List:** If you want to make the necklace bring twenty each of 4-5mm beads, copper headpins and 3.5mm jump rings plus leather or chain to hang your wisteria branch.

## Tangled

Wed, May 4 from 6pm to 9pm  
\$60 plus \$40 kit fee

Using the thinnest Faux Bone™ strips, you'll learn to weave and tangle a cuff that incorporates beads. The jig developed for this class will also allow you to create 3D structures with Faux Bone™ and wire, which the instructor will demo in class.

**Additional Supply List:** Instructor will bring beads similar to those pictured. If you want to use other beads, try to make sure they have decent size holes. The beads pictured are 6mm, 8mm and 12mm.

