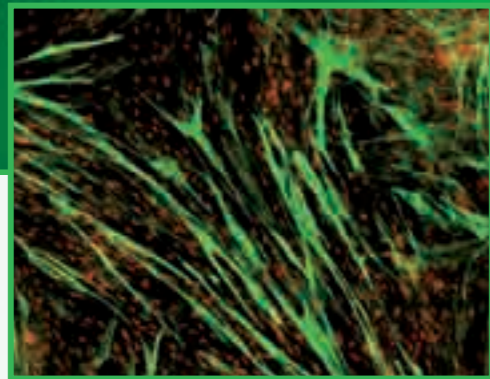


COHELISS® BIO

THE STRETCHING PROGRAM FOR THE SKIN
FOR A LONG-LASTING TENSOR EFFECT



SILAB® - Registered Trademark

The study of tissue mechanics has demonstrated the active role of the dermis and its components, in particular fibroblasts, in the regulation of the natural lifting properties of the skin.

Based on this finding, SILAB Research proposes COHELISS® BIO, an active ingredient rich in arabinoxylans, that stimulates the mechanical and biological cell functions involved in the modulation of skin tension forces.

COHELISS® BIO stimulates the synthesis of α -smooth muscle actin (α -SMA) or stress fibers. These retractile elements of the cytoskeleton generate tension forces that are essential for regulating the mechanical resistance of the dermis and stretching of the skin.

COHELISS® BIO significantly increased skin tone and tension. It is recommended for lifting anti-age care.



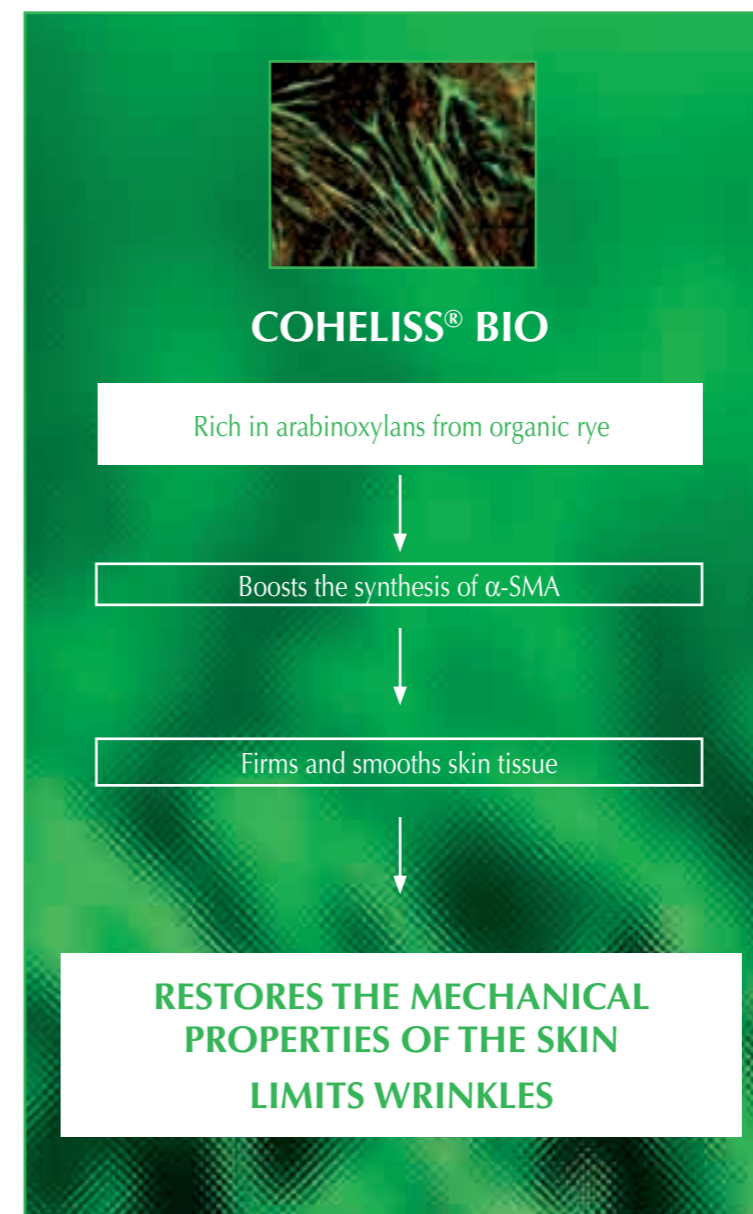
Document printed with vegetal pigment inks on paper stemmed from sustainably renewed forests.



Organic Lifting

10/2008 edition - All the scientific and technical data in this document are the SILAB's exclusive property

Engineering natural active ingredients



COHELISS® BIO

Rich in arabinoxylans from organic rye

Boosts the synthesis of α -SMA

Firms and smooths skin tissue

**RESTORES THE MECHANICAL
PROPERTIES OF THE SKIN
LIMITS WRINKLES**

Warning : the information contained in this publication is provided in good faith and is based on our current knowledge. No legally binding promise or warranty regarding the suitability of our products for a specific use is made. Silab S.A. and its associate companies shall not assume any expressed or implied liability in connection with the presentation or any use of this information, nor should data contained herein be construed as granting a license of any patents nor warranty that use of this information or product will not infringe a third party's intellectual property rights.

Raw material certified by ECOCERT SAS BP 47 32600 L'Isle Jourdain according to natural and organic cosmetic standards. 99.70 % of the total of ingredients are of natural origin. 99.70 % of the total of ingredients proceed from Organic Farming.

B.P. 213 - 19108 Brive Cedex - France
Plant : Z.I. de la Nau - 19240 Saint Viance
Phone : (33) 555 84 58 40 - Fax : (33) 555 84 95 64
www.silab.fr - e-mail : silab@silab.fr





General Principles

COHELISS® BIO is rich in arabinoxylans purified from the rye seeds (*Secale cereale*) proceed from organic farming. COHELISS® BIO boosts the natural skin machinery involved in its mechanical resistance and restores its natural lifting properties.

COHELISS® BIO increases the mechanical resistance of the skin by stimulating the synthesis of α -SMA

Tested at 0.50% on normal human fibroblasts, COHELISS® BIO led to a significant 22% increase in the synthesis of α -SMA fibers, responsible for the generation of retractile forces of fibroblasts. Also tested on fibroblasts aged by successive transfers, COHELISS® BIO tended to restore the synthesis of stress fibers.

Tested directly on volunteers, COHELISS® BIO formulated at 4% in emulsion reduced wrinkles, and firmed cutaneous tissue while significantly increasing skin tone and tension after 56 days of twice daily applications.

COHELISS® BIO acts as an internal tensor and increases skin tone. COHELISS® BIO is recommended for its firming and long lasting anti-wrinkle effect.

Cosmetic Efficacy

IN VITRO STUDIES

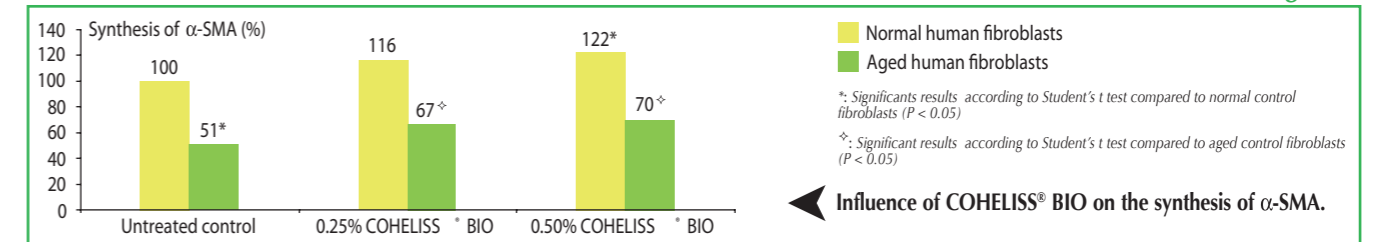
► Effect of COHELISS® BIO on the expression of α -smooth muscle actin

Study carried out on a pool (4 donors) of normal human fibroblasts compared to a model of human fibroblasts aged by successive transfers

The aim of this study was to determine the effect of COHELISS® BIO on the expression of α -smooth muscle actin (α -SMA), stress fibers involved in the retractile properties of fibroblasts.

Quantification of the expression of α -SMA by Western blot

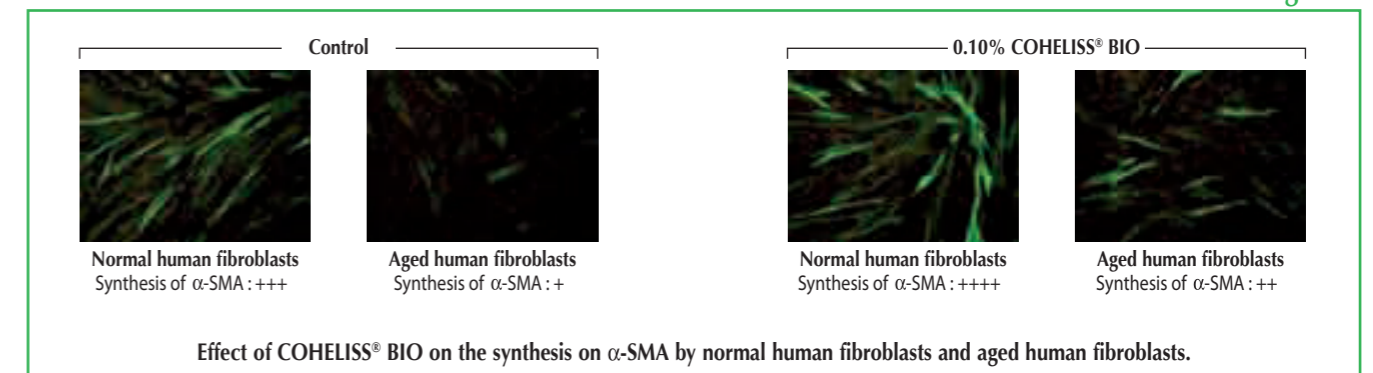
Figure 1



Visualization of the synthesis of α -SMA by immunocytochemistry

Since immunocytochemical results are qualitative, 4 levels of synthesis of α -SMA were defined: the intensity of staining is proportional to the synthesis of α -SMA.

Figure 2



IN VIVO STUDIES

► Effect on the biomechanical properties of the skin

Study conducted on 20 female volunteers, mean age 56±11 years

Measurements of skin tension and tone (Cutometer®)

In the conditions of this study, after 56 days of twice daily applications and in comparison to the placebo, COHELISS® BIO formulated at 4% in emulsion increases skin tone by 19% ($P=0.0052$ / this effect was observed in 75% of the volunteers) and improves the cutaneous tension by 13% ($P=0.0011$ / this effect was observed in 80% of the volunteers).

► Anti-wrinkle and smoothing effect

Study conducted on 20 female volunteers, mean age 56±11 years

Observation and analysis of replicas with a profilometer equipped with image analysis software

After 56 days of twice daily applications and in comparison to the placebo COHELISS® BIO formulated at 4%, significantly reduces: the number of wrinkles by 17% ($P=0.0069$), the total wrinkled surface by 21% ($P=0.0127$) and the total length of wrinkles by 25% ($P=0.0029$). The distribution study of the results showed a reduction of the total wrinkled surface in 74% of the volunteers.

Figure 3

