



Classic CSC Series

ENT Treatment Cabinets

JEDMED

Introducing the Classic CSC Series ENT Treatment Cabinet

Concealed Safe Controls.....CSC

With the NEW superior low voltage design and modern style, the Classic CSC treatment cabinets offer you the ultimate in selection of features and accessories to accommodate each office's concerns. JEDMED's CSC system puts convenient controls in sealed membrane switches, and adds a concealed power switch deterring the curious patients from operating the cabinet. It can even power-off exam chairs, microscopes and other equipment if you wish. Besides concealed and safe controls, the other features and options are at your fingertips, all with the durability everyone associates with JEDMED treatment cabinets.





Classic Design.....Modern Functions.....Built to Last


JEDMED CSC Treatment Cabinets are designed and engineered with your daily routine in mind. From our classic, stylish designs to our ultra-modern low voltage control system, we offer workstations that will continue to provide reliable service for many years to come.



Stylish, rounded corners highlight the cabinet's walls with a thickness of over 1 inch. The neutral color on our standard versions or our deluxe stainless steel will blend with any decor. This cabinet's strength and durability is unsurpassed.



The CSC Control Box offers you more peace of mind when you are out of the room by locating it on the rear of the backsplash. The master power switch is concealed from curious patients who may be interested in operating the cabinet while you are away.



Cabinet operations are controlled via a safe and reliable low voltage control system. Whether it is the standard, conveniently located suction/pressure switch or the optional footswitch control, you can feel confident in the cabinet's operations each time you turn it on.



Traditional Style





Lasting Elegance





COURT



POWER OUTLETS
(16A Maximum Load)

UNSWITCHED

SWITCHED 1

SWITCHED 2

AUXILIARY

PRESSURE

SUCTION

CONTROL

BIBACIL
POWER
STOP

FOOT
SWITCH

WAKE
SWITCH

The CSC Advantage

For years, doctors and nurses have been looking for solutions to “child proof” their exam rooms, especially when they are out of the room. The difficulty has always been hiding the operating switches but still keeping them convenient. JEDMED’s engineering team has now developed a system that meets these demands. The CSC Control Box keeps the master power switch concealed from curious patients but is still conveniently located for both doctors and nurses using the treatment cabinet. In addition to controlling the treatment cabinet’s main power, the CSC Control Box can control the main power to your chair and microscope by utilizing the optional remote power module.

**Keep your exam room safe
with just one switch.**

46”





**Safety for You.....
Your Staff.....
Your Patients**

Built-In Safety.....

Safety is an integral part in the design of the Classic CSC Series. In conjunction with the concealed master Power Switch, JEDMED has implemented many other exclusive safety features to keep you, your staff, and your patients as safe as possible during an examination. In addition many of these safety features are engineered to make the cabinet more user friendly. This unique approach to treatment cabinet design has created a system that is not only safe and secure but is convenient and easy-to-operate.



Raised bottle shelves* keep items out of reach of young hands and the open shelf bottom allows for easy cleaning.

The solid work surface provides extra work space and is preferred by OSHA for easy clean-up of spills and contaminations.

The extra thickness of JEDMED's Corian® or Formica® work surface is both visually appealing and rugged. It will provide years of service.



The Classic CSC Treatment Cabinets' pressure and suction control switch is uniquely designed to provide both safety and convenience. This low voltage 12 volt membrane switch is inconspicuous and easy to access. In addition, these sealed switches can be wiped down with a damp cloth which can help reduce the incidence of cross-contamination.



Our disposable trap canister system with smoked suction hose is easy to access on the swing-out door. The tube opening in the cabinet wall is large enough for safe removal of the contaminated tubing. A safety cap is provided. Each canister has a safety filter and a back-up filter which gives secondary protection for the suction pump. The smoked tubing obscures the patient's view of biomatter and the thick tubing prevents collapse under suction.

**SD, LX, LXS and SDS models only*

Durability.....Guaranteed

The Classic CSC Treatment Cabinets blend and utilize the highest quality components with modern manufacturing techniques. Our 3+ decades of experience have given us the ability to design and build treatment cabinets that require very little maintenance, and with reasonable care will provide many years of trouble free service. You can rest assured that when you purchase any of the Classic CSC Treatment Cabinets you will be purchasing a system that is designed and built for the long haul.



All materials used in the manufacturing of a Classic CSC Treatment Cabinet must meet the highest quality standards. Just one glance at the over 1" thick supporting walls, the all steel bracing hardware, or the black nickel drawer pulls, and you know this treatment cabinet is built for longevity.



Extremely durable, adjustable drawer hardware fastens heavy-duty drawer fronts to all-steel drawers. These features provide you with extended life and smooth action for years. Also, drawer front colors can be changed to match new color schemes in future office décors.



Each treatment cabinet houses two separate heavy-duty pumps for both suction and pressure. These are top of the line pumps with industrial ratings for durability and power. Each is equipped with safety filters for added protection and longevity.


Both pumps are guaranteed for 10 years.

**Designed to Stand
The Test of Time**





All Your Necessary Instrumentation in One Location



Instruments	✓
Atomizer	✓
Cotton	✓
Headlight	✓
Scope	✓
Light Source	✓
Suction	✓
Otoscope	✓
Mirror Warmer	✓
Pressure	✓

The Classic CSC Treatment Cabinets are designed to offer storage and space for all of your basic exam room needs. Each cabinet offers 3 large instrument drawers and 1 deep storage drawer. The standard raised bottle shelf* frees up more space by keeping the bottles off the work surface. Many of our optional equipment accessories have been specially designed to mount to the cabinet instead of building them into the cabinet and losing storage space. When it comes to space conscious design, the JEDMED Classic CSC Treatment Cabinets are in a league of their own.

**SD, LX, LXS and SDS models only*

Classic CSC Models

All models are available in suction only, pressure only, or suction/pressure combination. The LX models' work surface and bottle shelf are made of Corian®. The SD models' work surface and bottle shelf are covered in a rugged mar-resistant Formica®. 220V models are available upon request.



SDL



LXL



SD



LX



SDS



LXS

Options & Accessories

JEDMED offers a full line of options and accessories for full customization of your Classic CSC Treatment Cabinet. Many other customizing options are available upon request. Please contact JEDMED for more information.



Single Handle
Charging Station
For Welch Allyn®



Dual Handle
Charging Station
For Welch Allyn®



Laryngeal
Mirror Warmers
Beaded and Butane



Footswitch Control For
Pressure/Suction



Auto Pressure/Suction
Control System¹



CSC Power Module For
Low Voltage Control Box²

¹ Automatically turns on the system (suction and pressure) when hose is removed

² CSC Power Module allows any AC powered device (power chair, microscope, etc) to be remotely disabled via the master power switch on the low voltage control box.

Options & Accessories



Locking System
For Drawers



LED Fiberoptic
Light Sources



Instrument Packages
Available



Flip-up
Writing Shelf



Ten Inch Cabinet Riser
With Drawer³



Atomizers, Nebulizers,
Powder Blowers, Syringes

³ Raises work surface from 34" to 44" for physicians that prefer to stand

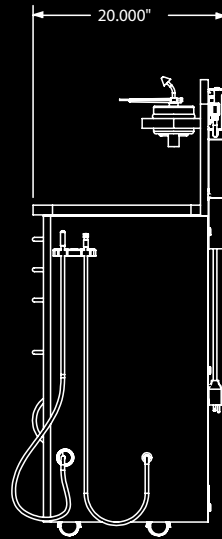
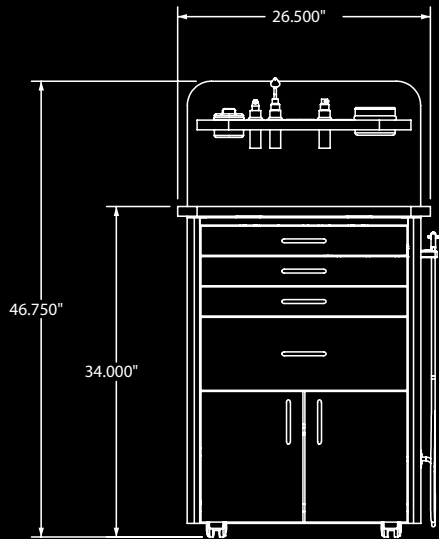
Build Your Own Treatment Center

	SDL	LXL	SD	LX	SDS	LXS
Heavy Duty Industrial Pumps	•	•	•	•	•	•
Internally Mounted Trap Canister (Disposable)	•	•	•	•	•	•
Corian® Non-Porous Work Surface	o	•	o	•	o	•
Mar-resistant Black Formica® Work Surface	•	o	•	o	•	o
Low Voltage Control Box	•	•	•	•	•	•
Low Voltage Suction/Pressure Control	•	•	•	•	•	•
Atomizer	o	o	•	•	•	•
Powder Blower	o	o	•	•	•	•
Nebulizer	o	o	•	•	•	•
Stainless Steel Cotton Container	o	o	•	•	•	•
Stainless Steel Gauze Container	o	o	•	•	•	•
Footswitch Control	o	o	o	o	o	o
Autoswitching for Pressure and Suction	o	o	o	o	o	o
Welch Allyn® Otoscope Set	o	o	o	o	o	o
Single Well Charger Otoscope System (K2)	o	o	o	o	o	o
Easy Clean, Removable Drawer Liner	o	o	•	•	•	•
Drawer Pull Handles	•	•	•	•	•	•
LED Fiberoptic Light Source	o	o	o	o	o	o
Flip Up Shelf	o	o	o	o	o	o
Ten Inch Riser with Drawer for Physicians that Stand	o	o	o	o	o	o
Low Voltage Control Box Cable Guide	o	o	•	•	•	•
Lock Assembly for Drawers	o	o	o	o	o	o
Mirror Warmer	o	o	o	o	o	o
Low Voltage Remote Power Module	o	o	o	o	o	o
Instrument Package	o	o	o	o	o	o
10 Year Limited Warranty on Electronics and Pumps	•	•	•	•	•	•

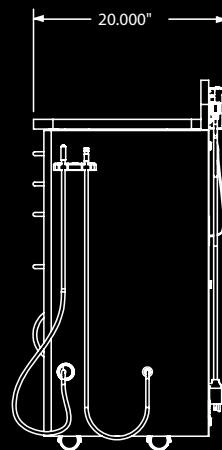
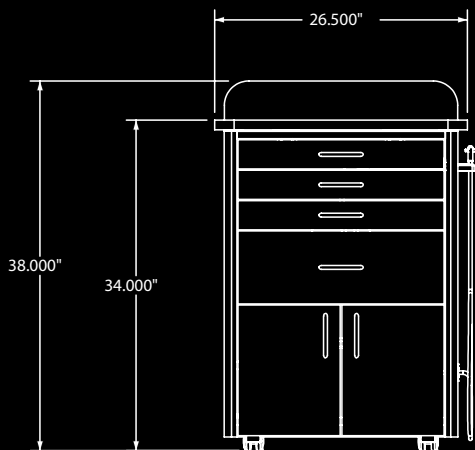
• Standard o Optional

Dimensions and Specifications

Standard Version



Low Version



Control Box

Input	115Vac, 60Hz
Output	115Vac (Controls up to 10 Amps)
Power	1150W maximum
Class	Class 1 (3 prong, grounded)
Dimensions	1.875 x 4.250 x 19.250 inches

Suction Pump

Electrical Input	115Vac	4.2amps	60Hz
Vacuum	25.5 in. Hg (max.)		
Flowrate	1.1cfm @ 0 in. Hg		
Dimensions	7.5 W x 5.0 D x 8.0 H inches		
Weight	14 lbs. (6.4 kg)		

Pressure Pump

Electrical Input	115Vac	2.5amps	60Hz
Pressure	35psi		
Flowrate	8 lpm		
Dimensions	8.0 W x 4.0 D x 7.0 H inches		
Weight	5.0 lbs.		

Trap Canister

Dimensions	5.0 D x 6.0 H inches
Capacity	800cc

Color Options

Drawer Accent Colors



Blue Nebula



Graphite Nebula



Beige Nebula



Stainless Steel

Base Cabinet Colors



Graystone



Stainless Steel

Work Surface Options




Corian® in Midnight



Corian® in Dusk



Corian® in White



Formica® in Black

Drawer Accent Colors and Work Surface Options sample chips are available upon request. Contact JEDMED for more information.

JEDMED
5416 JEDMED Court
St. Louis, MO 63129-2221
(314) 845-3770 • Fax (314) 845-3771
info@jedmed.com • www.jedmed.com





JEDMED

5416 JEDMED Court • St. Louis, MO 63129-2221
(314) 845-3770 • Fax (314) 845-3771
www.jedmed.com • info@jedmed.com