

seepex.com
all things flow

Here is your conveying solution:
Product group W.



W – Wobble pumps

Pumps of product group W can be used in almost all industries. They are designed to handle liquids of all viscosities and even products with high solids contents. They are cost effective and versatile.

Joint connection


consisting of just 5 components. Power transmission through wear resistant, hardened and replaceable joint parts, easily repaired.

Rotor

wear resistant and corrosionproof materials, with additional surface treatment.

Stator

flexible stator, fixed on one side.



Suction branch

flange connection according to DIN EN ISO 228-1 or NPT.

Pressure casing


with drain plug and connections for pressure/vacuum gauge. Flange connections according to DIN EN ISO 228-1 or NPT, can be rotated in 90° increments.

Universal joint sleeve with holding bands

protects the grease-filled joints from penetration of the pumped product, even in case of maximum vacuum or pressure loading.

Shaft sealing
single-acting mechanical seal,
located inside the pumped product.

Shaft sealing retainer
for retaining the mechanical seal
and for centring of the drive.



Plug-in shaft
connects the drive shaft to the
joint.

Drive
electric motor, directly flanged to the pump
without additional couplings or guards, upon
request geared motor or variable speed drive
available.

Why wobble pumps?

Because they are used in applications such as agriculture, ceramics, chemical and biochemical industry, construction, dyeing and varnishing, electroplating, environment technology, fish industry, food and beverage industry, mining, non-metallic minerals, oil production and offshore technology, petrochemicals, pharmaceutical and cosmetics industry, pulp and paper industry, shipbuilding, sugar industry, supply and waste disposal industry, textile industry, vehicle construction and equipment and wood processing industry.

Features

- Service-friendly and economical due to simple pump construction
 - Rapid exchange of conveying elements due to rotating unit with only one joint
 - Space-saving due to short, compact design with directly flanged drive (block design)
- > Conveying capacity: up to 10 m³/h (44 GPM),
Pressure: up to 4 bar (60 psi)

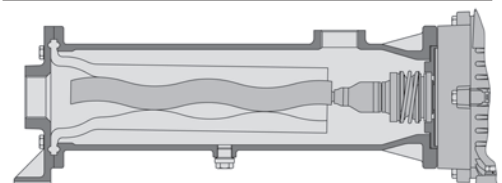
Benefits

- Improved geometries for improved efficiency
- Flat performance curves for predictable performance
- Thick stator cross sections reduce "slip" and improve longevity
- Unique stator design eliminates stress "risers"
- Reliable in thousands of "grinder" pump applications
- The seepex universal joint system, proven for 35 years
- DIN 24960 seals for easy and inexpensive maintenance
- Silicon carbide seal faces for long life
- Close coupled designs with 4 and 6-pole motors
- Energy efficient motors suitable for VFD operation
- Pumps and motors are stocked for immediate shipment
- Available in cast iron and stainless steel
- Available in direct drive and several variable speed designs

Overview of ranges

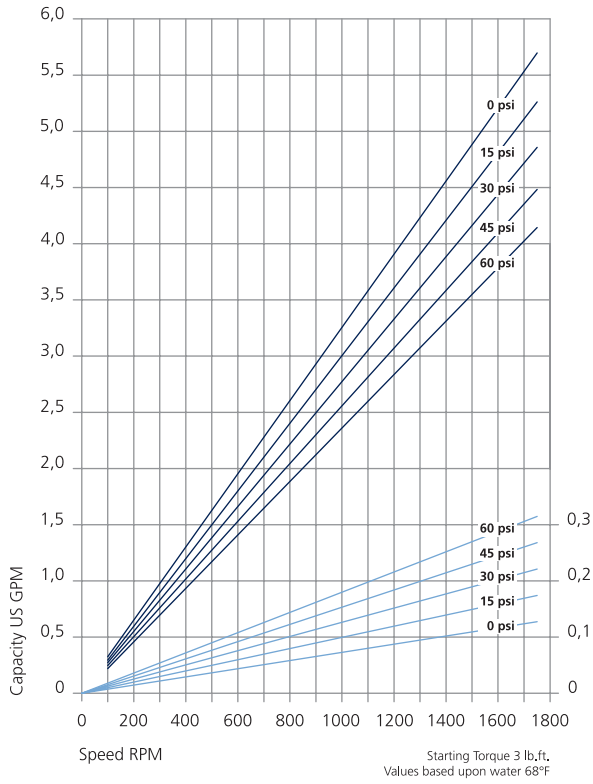
Pumps of the BW range are very easy to handle and economical. In contrast to conventional progressive cavity pumps, they have only one joint, which saves costs and reduces downtime when replacing spare parts. The wobble-stator pump is also space saving because the lantern has been dispensed with – the drive is flanged onto the pump directly.

Range BW

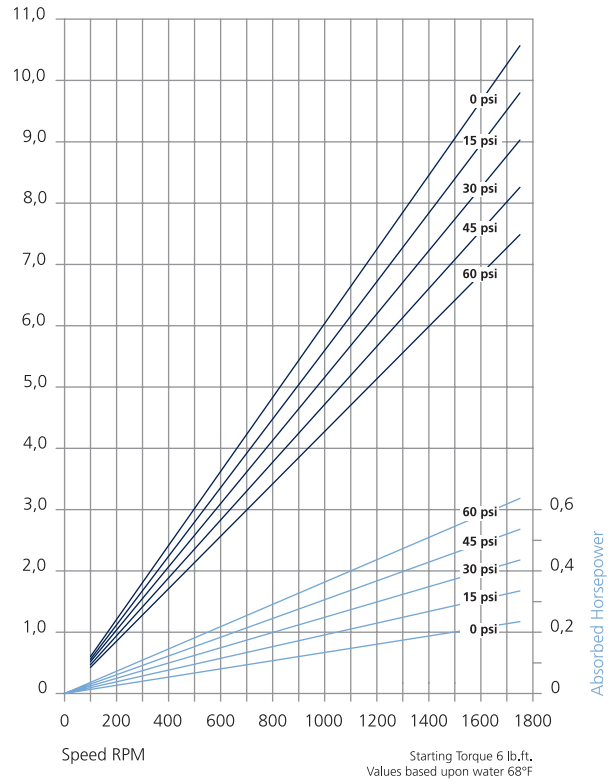


Characteristic Curves

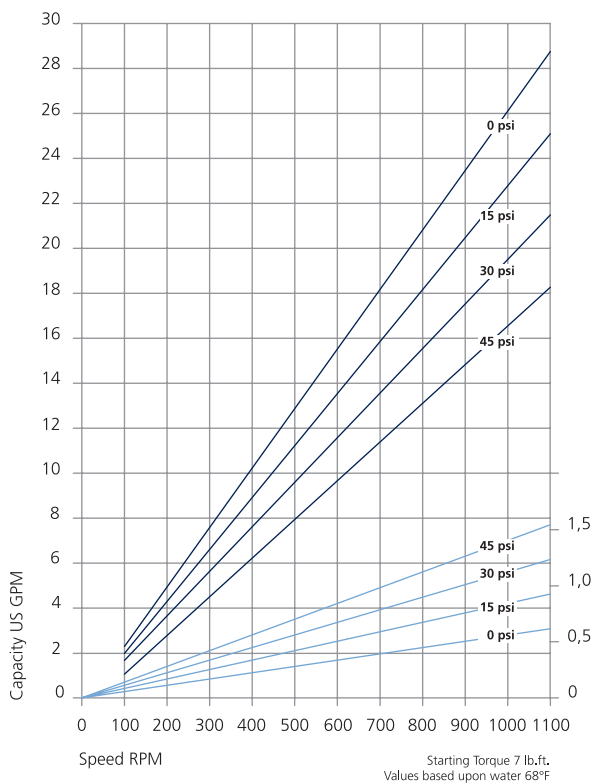
BW 1



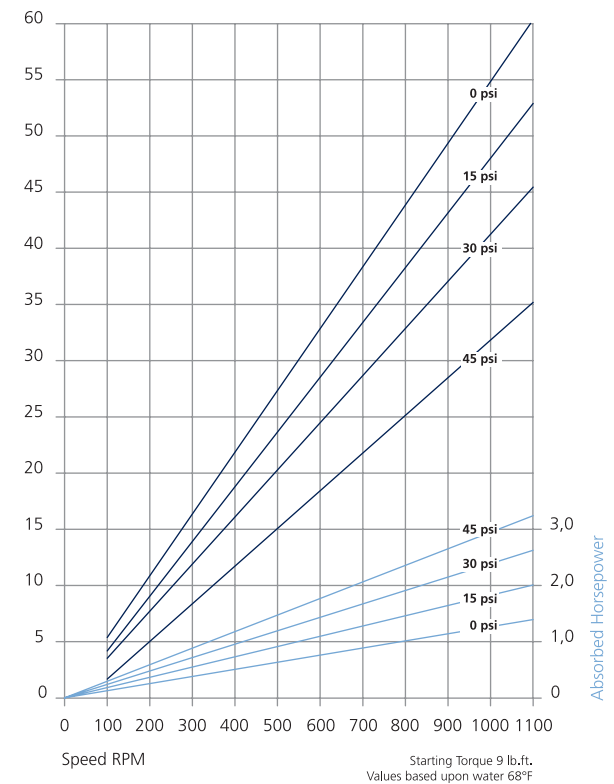
BW 2



BW 5



BW 10



seepex.com
all things flow

And what can we get flowing for you? Your nearest contact:

Or visit www.seepex.com

W 2.08US